

No attempt has been made to rank the information contained in this report in order of importance, since BPA Worldwide believes this is a judgment, which must be made by the user of the report.

100 Beard Sawmill Road, Sixth Floor
Shelton, CT USA 06484-6150
Phone: +1 203.447.2800
Fax: +1 203.447.2900
www.bpaww.com


A not-for-profit organization since 1931, BPA Worldwide is governed by a tripartite board comprised of media owners, advertising agencies and advertisers. Headquartered in Shelton, Connecticut, USA, BPA has the largest membership of any media-auditing organization in the world, spanning more than 30 countries. Worldwide, BPA audits 2,600+ media properties—including over 1,500 B-to-B publications, more than 350 consumer magazines, 150 newspapers, 550+ web sites, 40 events, email newsletters, databases, wireless and other advertiser-supported media—as well as 2,700 advertiser and agency members.

Visit www.bpaww.com for the latest audit reports, membership information and publishing and advertising industry news.

COMPUTERWORLD

Computerworld Inc.
492 Old Connecticut Path
Framingham, MA 01701-9171
Tel. No.: (508) 879-0700
Fax No.: (508) 626-2705
www.computerworld.com

Official Publication of: None
Established: 1967
Issues Per Year: 23
(See Additional Data)



FIELD SERVED

COMPUTERWORLD serves non-computer related industries including manufacturing & processing industries (non-computer related), aerospace/ defense contractor, finance/ banking/ accounting, insurance/ real estate/ legal services, government: federal (including military), government: state or local, health/ medical/ dental services/ pharmaceutical/ bio tech, retailer/ wholesaler/ distributor (non-computer related), transportation/ utilities (energy, water, etc), communication carriers (ISP, telecomm, data comm, TV/Cable), construction/ architecture/ engineering, data processing services, education, business services/ consultant (non-computer related), other non-computer related industries/ services including agriculture/ forestry/ fisheries, mining/ oil/ gas, travel/ hospitality/ recreation/ entertainment, advertising/ public relations/ marketing/media and computer related industries including mfg. of computers, communications, peripheral equipment or software, computer related retailer/ wholesaler/ distributor, VAR, VAD, OEM, computer/network consultant, other computer related industries/ services including service provider, (ASP, ESP, web hosting), MSP, BSP, e-commerce/ internet and other computer related business services.

DEFINITION OF RECIPIENT QUALIFICATION

Qualified recipients include Information Technology Management, IT Staff and Business Management as reported in paragraph 3a herein. In addition all recipients must have checked 50 or more employees in their organization (see question 4 on questionnaire).

AVERAGE NON-QUALIFIED CIRCULATION

| NON-QUALIFIED Not Included Elsewhere | Copies |
|--|--------------|
| Other Paid Circulation _____ | 2,365 |
| Advertiser and Agency _____ | 1,543 |
| Rotated or Occasional _____ | - |
| Allocated for Trade Shows and Conventions _____ | 215 |
| Digital _____ | - |
| All Other _____ | 2,216 |
| TOTAL | 6,339 |

1. AVERAGE QUALIFIED CIRCULATION BREAKOUT FOR PERIOD

| QUALIFIED CIRCULATION | Total Qualified | | Qualified Non-Paid | | Qualified Paid | |
|---------------------------------------|-----------------|--------------|--------------------|--------------|----------------|---------|
| | Copies | Percent | Copies | Percent | Copies | Percent |
| Individual _____ | 165,050 | 100.0 | 165,050 | 100.0 | - | - |
| Sponsored Individually Addressed ____ | - | - | - | - | - | - |
| Membership Benefit _____ | - | - | - | - | - | - |
| Multi-Copy Same Addressee _____ | - | - | - | - | - | - |
| Single Copy Sales _____ | - | - | - | - | - | - |
| TOTAL QUALIFIED CIRCULATION | 165,050 | 100.0 | 165,050 | 100.0 | - | - |

2. QUALIFIED CIRCULATION BY ISSUES FOR PERIOD

| 2011 Issue | Number Removed | Number Added | Print Version Only (A) | Digital Version Only (B) | Total Qualified |
|----------------------|-------------------|-----------------|------------------------------|--------------------------------|--------------------|
| January 10 _____ | 331 | 331 | 148,550 | 16,500 | 165,050 |
| January 24 _____ | 524 | 524 | 148,550 | 16,500 | 165,050 |
| February 7 _____ | 363 | 363 | 148,550 | 16,500 | 165,050 |
| February 21 _____ | 442 | 442 | 148,550 | 16,500 | 165,050 |
| March 7 _____ | 1,259 | 1,259 | 148,550 | 16,500 | 165,050 |
| March 21 _____ | 358 | 358 | 148,550 | 16,500 | 165,050 |
| April 4 _____ | 582 | 582 | 148,550 | 16,500 | 165,050 |
| April 18 _____ | 287 | 287 | 148,550 | 16,500 | 165,050 |
| May 9 _____ | 203 | 203 | 148,550 | 16,500 | 165,050 |
| *May 23 _____ | 50,125 | 50,125 | 148,550 | 16,500 | 165,050 |
| June 6 _____ | 147 | 147 | 148,550 | 16,500 | 165,050 |
| June 20 _____ | 1,327 | 1,327 | 148,550 | 16,500 | 165,050 |
| TOTAL | 55,948 | 55,948 | | | |

*Analyzed Issue

TABLE OF CONTENTS

Computerworld / June 2011

| Description | Question on Questionnaire (GF610) | Page No. |
|-------------------------------|-----------------------------------|----------|
| Business Industry by Title | Questions 2 and 3 | 3 |
| Number of Employees | Question 4 | 4 |
| Job Title Pie Chart | Question 3 | 5 |
| Number of Employees Pie Chart | Question 4 | 5 |
| Paragraph 3b | | 6 |
| Paragraph 3c | | 6 |
| Paragraph 4 | | 6 |
| Qualification Form (GF610) | | 7 - 8 |
| | | |

3a. BUSINESS/OCCUPATIONAL BREAKOUT OF QUALIFIED CIRCULATION FOR ISSUE OF MAY 23, 2011

This issue is equal to the average of the other 11 issues reported in Paragraph two.

| Business/Industry | Total Qualified | Percent of Total | Print Version Only (A) | Digital Version Only (B) | Information Technology Management (See Note 1) | IT Staff | Business Management (See Note 2) |
|---|-----------------|------------------|------------------------|--------------------------|--|---------------|----------------------------------|
| NON-COMPUTER RELATED INDUSTRIES | | | | | | | |
| Aerospace/Defense Contractor _____ | 3,660 | 2.2 | 3,271 | 389 | 2,643 | 641 | 376 |
| Manufacturing & Process Industries (non-computer related) _____ | 16,127 | 9.8 | 14,584 | 1,543 | 12,402 | 1,765 | 1,960 |
| Finance/Banking/Accounting _____ | 13,234 | 8.0 | 12,174 | 1,060 | 10,038 | 1,196 | 2,000 |
| Insurance/Real Estate/Legal Services _____ | 7,456 | 4.5 | 6,779 | 677 | 5,679 | 874 | 903 |
| Government: Federal (including Military) _____ | 10,615 | 6.4 | 9,375 | 1,240 | 8,144 | 1,415 | 1,056 |
| Government: State or Local _____ | 12,868 | 7.8 | 11,417 | 1,451 | 10,131 | 1,624 | 1,113 |
| Health/Medical Services/Dental Services/Pharmaceutical/BioTech _____ | 15,287 | 9.3 | 13,823 | 1,464 | 12,128 | 1,593 | 1,566 |
| Retailer/Wholesaler/Distributor (non-computer related) _____ | 7,451 | 4.5 | 6,784 | 667 | 5,951 | 596 | 904 |
| Transportation/Utilities (Energy, Water, etc) _____ | 6,561 | 4.0 | 5,898 | 663 | 4,930 | 871 | 760 |
| Communication Carriers (ISP, Telecomm, Data Comm, TV/Cable) _____ | 4,952 | 3.0 | 4,515 | 437 | 3,794 | 535 | 623 |
| Construction/Architecture/Engineering _____ | 3,248 | 2.0 | 2,992 | 256 | 2,569 | 241 | 438 |
| Data Processing Services _____ | 1,864 | 1.1 | 1,781 | 83 | 1,598 | 139 | 127 |
| Education _____ | 18,644 | 11.3 | 16,502 | 2,142 | 15,155 | 1,913 | 1,576 |
| Agriculture/Forestry/Fisheries _____ | 679 | 0.4 | 637 | 42 | 542 | 47 | 90 |
| Mining/Oil/Gas _____ | 892 | 0.5 | 787 | 105 | 641 | 161 | 90 |
| Travel/Hospitality/Recreation/Entertainment _____ | 2,758 | 1.7 | 2,528 | 230 | 2,179 | 177 | 402 |
| Advertising/Public Relations/Marketing/Media _____ | 3,198 | 1.9 | 2,958 | 240 | 2,482 | 193 | 523 |
| Business Services/Consultant (non-computer related) _____ | 3,764 | 2.3 | 3,442 | 322 | 2,605 | 221 | 938 |
| SUBTOTAL NON-COMPUTER RELATED INDUSTRIES | 133,258 | 80.7 | 120,247 | 13,011 | 103,611 | 14,202 | 15,445 |
| COMPUTER RELATED INDUSTRIES | | | | | | | |
| Mfg. of Computers, Communications, Peripheral Equipment or Software _____ | 12,381 | 7.5 | 10,969 | 1,412 | 8,573 | 1,531 | 2,277 |
| Computer Related Retailer/ Wholesaler/ Distributor _____ | 1,967 | 1.2 | 1,806 | 161 | 1,395 | 160 | 412 |
| VAR, VAD, OEM _____ | 1,539 | 0.9 | 1,378 | 161 | 991 | 144 | 404 |
| Computer/Network Consultant _____ | 7,282 | 4.4 | 6,515 | 767 | 5,104 | 769 | 1,409 |
| Service Provider (ASP,ESP,Web Hosting), MSP, BSP _____ | 4,889 | 3.0 | 4,344 | 545 | 3,684 | 460 | 745 |
| E-commerce/Internet and other Computer Related Business Services _____ | 3,734 | 2.3 | 3,291 | 443 | 2,646 | 492 | 596 |
| SUBTOTAL COMPUTER RELATED INDUSTRIES | 31,792 | 19.3 | 28,303 | 3,489 | 22,393 | 3,556 | 5,843 |
| TOTAL QUALIFIED CIRCULATION | 165,050 | 100.0 | 148,550 | 16,500 | 126,004 | 17,758 | 21,288 |
| PERCENT | 100.0 | | 90.0 | 10.0 | 76.3 | 10.8 | 12.9 |

Note 1: Information Technology Management Titles include: CIO, CTO, CSO, Executive VP, Sr. VP, Vice President, Director, IT Architect, Manager, Supervisor, Other IT Manager, Systems Integrator and Technical Consultant.

Note 2: Business Management Titles include: CEO, COO, Chairman, President, CFO, Controller, Treasurer, Executive Vice President, Sr. Vice President, Vice President, General Manager, Director, Manager, Other Corporate/Business Manager and Consultant (Non-Technical).

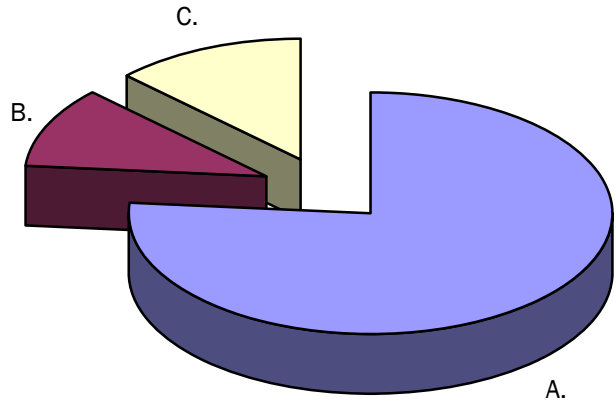
ADDITIONAL DATA - ANALYSIS OF RESPONDENTS TO NUMBER OF EMPLOYEES AT ENTIRE ORGANIZATION

This is an analysis of the recipients who responded to question #4 on the Questionnaire "What is the total number of employees at all locations in your entire organization including divisions, branches and subsidiaries?" These data are presented for statistical and marketing purposes only.

| NUMBER OF EMPLOYEES AT ENTIRE ORGANIZATION | Total Qualified | Percent |
|---|-----------------|--------------|
| 20,000 OR MORE _____ | 33,525 | 20.3 |
| 10,000 - 19,999 _____ | 14,085 | 8.5 |
| 5,000 - 9,999 _____ | 16,581 | 10.0 |
| 1,000 - 4,999 _____ | 34,070 | 20.7 |
| Subtotal: 1,000 or more | 98,261 | 59.5 |
| 500 - 999 _____ | 24,720 | 15.0 |
| 100 - 499 _____ | 42,069 | 25.5 |
| Subtotal: 100 - 999 | 66,789 | 40.5 |
| 50-99 _____ | - | - |
| Less than 50 _____ | - | - |
| No Answer _____ | - | - |
| TOTAL QUALIFIED CIRCULATION | 165,050 | 100.0 |

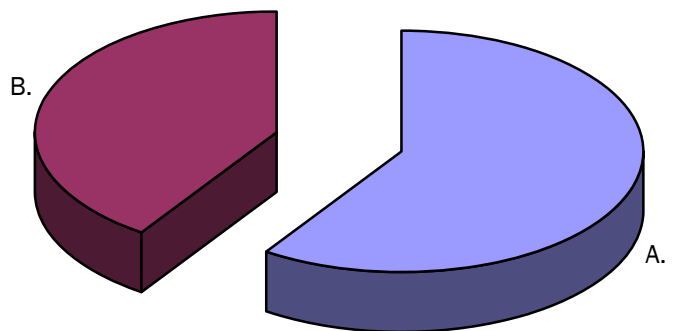
**Breakout Of Qualified Circulation By Job Title
(Please refer to Paragraph 3a for Complete Descriptions)**

| TITLE | TOTAL QUALIFIED | PERCENT OF TOTAL |
|--|-----------------|------------------|
| A. Information Technology Management _____ | 126,004 | 76.3 |
| B. IT Staff _____ | 17,758 | 10.8 |
| C. Business Management _____ | 21,288 | 12.9 |



**Breakout Of Qualified Circulation By Number Of Employees
At Entire Organization**

| NUMBER OF EMPLOYEES AT ENTIRE ORGANIZATION | TOTAL QUALIFIED | PERCENT OF TOTAL |
|--|-----------------|------------------|
| A. 1,000 or more _____ | 98,261 | 59.5 |
| B. 100-999 _____ | 66,789 | 40.5 |
| C. 50-99 _____ | - | - |
| D. Less than 50 _____ | - | - |



| 3b. QUALIFICATION SOURCE BREAKOUT OF QUALIFIED CIRCULATION FOR ISSUE OF MAY 23, 2011 | | | | | | | |
|--|------------------|----------|----------|------------------------|--------------------------|-----------------|--------------|
| QUALIFICATION SOURCE | Qualified Within | | | Print Version Only (A) | Digital Version Only (B) | Total Qualified | Percent |
| | 1 Year | 2 Years | 3 Years | | | | |
| I. Direct Request: _____ | 165,050 | - | - | 148,550 | 16,500 | 165,050 | 100.0 |
| II. Request from recipient's company: _____ | - | - | - | - | - | - | - |
| III. Membership Benefit: _____ | - | - | - | - | - | - | - |
| IV. Communication from recipient or recipient's company (other than request): _____ | - | - | - | - | - | - | - |
| V. TOTAL - Sources other than above (listed alphabetically): _____ | - | - | - | - | - | - | - |
| Association rosters and directories _____ | - | - | - | - | - | - | - |
| Business directories _____ | - | - | - | - | - | - | - |
| Manufacturer's, distributor's, and wholesaler's lists _____ | - | - | - | - | - | - | - |
| Other sources _____ | - | - | - | - | - | - | - |
| VI. Single Copy Sales: _____ | - | - | - | - | - | - | - |
| TOTAL QUALIFIED CIRCULATION | 165,050 | - | - | 148,550 | 16,500 | 165,050 | 100.0 |
| PERCENT | 100.0 | - | - | 90.0 | 10.0 | 100.0 | |

| 3c. MAILING ADDRESS BREAKOUT OF QUALIFIED CIRCULATION FOR ISSUE OF MAY 23, 2011 | | | | |
|---|------------------------|--------------------------|-----------------|--------------|
| MAILING ADDRESS | Print Version Only (A) | Digital Version Only (B) | Total Qualified | Percent |
| Individuals by name and title and/or function _____ | 148,550 | 16,500 | 165,050 | 100.0 |
| Individuals by name only _____ | - | - | - | - |
| Titles or functions only _____ | - | - | - | - |
| Company names only _____ | - | - | - | - |
| Multi-Copy Same Addressee copies _____ | - | - | - | - |
| Single Copy Sales _____ | - | - | - | - |
| TOTAL QUALIFIED CIRCULATION | 148,550 | 16,500 | 165,050 | 100.0 |

| 4. GEOGRAPHICAL BREAKOUT OF QUALIFIED CIRCULATION FOR ISSUE OF MAY 23, 2011 | | | | | | | | | |
|---|------------------------|--------------------------|-----------------|-------------|------------------------------------|------------------------|--------------------------|-----------------|--------------|
| State | Print Version Only (A) | Digital Version Only (B) | Total Qualified | Percent | State | Print Version Only (A) | Digital Version Only (B) | Total Qualified | Percent |
| Maine _____ | 508 | 88 | 596 | | Kentucky _____ | 1,646 | 152 | 1,798 | |
| New Hampshire _____ | 701 | 117 | 818 | | Tennessee _____ | 2,707 | 266 | 2,973 | |
| Vermont _____ | 252 | 42 | 294 | | Alabama _____ | 1,734 | 188 | 1,922 | |
| Massachusetts _____ | 4,439 | 755 | 5,194 | | Mississippi _____ | 839 | 90 | 929 | |
| Rhode Island _____ | 551 | 78 | 629 | | EAST SO. CENTRAL | 6,926 | 696 | 7,622 | 4.6 |
| Connecticut _____ | 2,141 | 302 | 2,443 | | Arkansas _____ | 1,058 | 88 | 1,146 | |
| NEW ENGLAND | 8,592 | 1,382 | 9,974 | 6.1 | Louisiana _____ | 1,138 | 115 | 1,253 | |
| New York _____ | 10,280 | 1,017 | 11,297 | | Oklahoma _____ | 1,435 | 151 | 1,586 | |
| New Jersey _____ | 6,008 | 654 | 6,662 | | Texas _____ | 9,803 | 1,094 | 10,897 | |
| Pennsylvania _____ | 7,155 | 667 | 7,822 | | WEST SO. CENTRAL | 13,434 | 1,448 | 14,882 | 9.0 |
| MIDDLE ATLANTIC | 23,443 | 2,338 | 25,781 | 15.6 | Montana _____ | 428 | 43 | 471 | |
| Ohio _____ | 6,268 | 669 | 6,937 | | Idaho _____ | 609 | 74 | 683 | |
| Indiana _____ | 2,659 | 282 | 2,941 | | Wyoming _____ | 232 | 19 | 251 | |
| Illinois _____ | 7,596 | 775 | 8,371 | | Colorado _____ | 2,785 | 367 | 3,152 | |
| Michigan _____ | 4,259 | 459 | 4,718 | | New Mexico _____ | 635 | 103 | 738 | |
| Wisconsin _____ | 3,406 | 341 | 3,747 | | Arizona _____ | 2,226 | 274 | 2,500 | |
| EAST NO. CENTRAL | 24,188 | 2,526 | 26,714 | 16.2 | Utah _____ | 1,337 | 163 | 1,500 | |
| Minnesota _____ | 3,481 | 369 | 3,850 | | Nevada _____ | 782 | 90 | 872 | |
| Iowa _____ | 1,742 | 193 | 1,935 | | MOUNTAIN | 9,034 | 1,133 | 10,167 | 6.2 |
| Missouri _____ | 3,306 | 371 | 3,677 | | Alaska _____ | 267 | 27 | 294 | |
| North Dakota _____ | 426 | 48 | 474 | | Washington _____ | 3,018 | 312 | 3,330 | |
| South Dakota _____ | 440 | 43 | 483 | | Oregon _____ | 1,573 | 202 | 1,775 | |
| Nebraska _____ | 1,343 | 135 | 1,478 | | California _____ | 14,923 | 1,730 | 16,653 | |
| Kansas _____ | 1,679 | 197 | 1,876 | | Hawaii _____ | 496 | 68 | 564 | |
| WEST NO. CENTRAL | 12,417 | 1,356 | 13,773 | 8.3 | PACIFIC | 20,277 | 2,339 | 22,616 | 13.7 |
| Delaware _____ | 491 | 45 | 536 | | UNITED STATES | 148,506 | 16,488 | 164,994 | 100.0 |
| Maryland _____ | 4,069 | 434 | 4,503 | | U.S. Territories _____ | 20 | 9 | 29 | |
| Washington, DC _____ | 2,320 | 301 | 2,621 | | Canada _____ | - | - | - | |
| Virginia _____ | 5,920 | 629 | 6,549 | | Mexico _____ | - | - | - | |
| West Virginia _____ | 631 | 66 | 697 | | Other International _____ | - | - | - | |
| North Carolina _____ | 4,206 | 480 | 4,686 | | APO/FPO _____ | 24 | 3 | 27 | |
| South Carolina _____ | 1,570 | 157 | 1,727 | | TOTAL QUALIFIED CIRCULATION | 148,550 | 16,500 | 165,050 | 100.0 |
| Georgia _____ | 4,129 | 443 | 4,572 | | | | | | |
| Florida _____ | 6,859 | 715 | 7,574 | | | | | | |
| SOUTH ATLANTIC | 30,195 | 3,270 | 33,465 | 20.3 | | | | | |

QUESTIONNAIRE USED BY PUBLICATION TO ELICIT DATA:

COMPUTERWORLD FREE SUBSCRIPTION APPLICATION

TO START YOUR FREE SUBSCRIPTION, PLEASE ANSWER ALL QUESTIONS, SIGN AND DATE THIS FORM. FOR FASTER SERVICE, APPLY ONLINE AT: WWW.CWSUBSCRIBE.COM AND ENTER PRIORITY CODE: GF610

- 1 You must supply your name, company name and address to qualify. We cannot process your request without this information. Please print.**
Military: Please specify branch of service and name of base (if applicable).

| | | |
|--|-----------|----------|
| FIRST NAME | LAST NAME | |
| TITLE | | |
| COMPANY NAME | | |
| DIVISION/MAIL STOP DELIVERY | | |
| COMPANY ADDRESS (P.O. BOXES NOT ACCEPTED ON THIS LINE) | | |
| CITY | STATE | ZIP CODE |

Optional: DELIVERY ADDRESS (Home or P.O. Box). Enter address below only if your company WILL NOT accept delivery to the company address already listed. Address below is:

A. Home address B. Alternate company address

POST OFFICE BOX OR STREET ADDRESS

CITY STATE ZIP

Incomplete forms will not be processed. A complimentary subscription to COMPUTERWORLD will be sent to those applicants who qualify. The publisher reserves the right to limit the number of subscriptions accepted.

NEW SUBSCRIBERS ONLY. FREE subscriptions available in the U.S. only. Foreign and Canadian rates available upon request.

I wish to receive a FREE subscription to Computerworld.

YES NO

Computerworld is now available in digital format which allows you to search, save, archive and get your issues sooner. In which format would you like to receive your subscription?

DIGITAL PRINT BOTH

SIGNATURE

DATE

BUSINESS PHONE NUMBER (INCLUDING AREA CODE)

BUSINESS FAX NUMBER (INCLUDING AREA CODE)

CELL PHONE NUMBER (INCLUDING AREA CODE)

INTERNET/E-MAIL ADDRESS

- 2 Which of the following best describes your organization's industry or function at this location? (Check ONE only)**

NON-COMPUTER RELATED INDUSTRIES

01. Aerospace/Defense Contractor
 02. Manufacturing & Process Industries (non-computer related)
 03. Finance/Banking/Accounting
 04. Insurance/Real Estate/Legal Services
 05. Government: Federal (including Military)
 06. Government: State or Local
 07. Health/Medical/Dental Services/Pharmaceutical/BioTech
 08. Retailer/Wholesaler/Distributor (non-computer related)
 09. Transportation/Utilities (Energy, Water, etc.)
 10. Communication Carriers (ISP, Telecomm, Data Comm, TV/Cable)
 11. Construction/Architecture/Engineering
 12. Data Processing Services
 13. Education
 14. Agriculture/Forestry/Fisheries
 15. Mining/Oil/Gas
 16. Travel/Hospitality/Recreation/Entertainment
 17. Advertising/PR/Marketing/Media
 18. Business Services/Consultant (non-computer related)

COMPUTER RELATED INDUSTRIES

19. Manufacturing of Computers, Communications, Peripheral Equipment or Software
 20. Computer Related Retailer/Wholesaler/Distributor
 21. VAR, VAD, OEM
 22. Computer/Network Consultant
 23. Service Provider (ASP, ESP, Web Hosting), MSP, BSP
 24. E-commerce/Internet and other Computer Related Business Services
 98. Other please specify:

- 3 What is your primary job title? (Check ONE only)**

IT MANAGEMENT

01. CIO, CTO, CSO
 02. Executive VP, Senior VP
 03. Vice President
 04. Director
 16. IT Architect
 05. Manager/Other IT Manager
 06. Supervisor
 07. Systems Integrator
 08. Technical Consultant

BUSINESS MANAGEMENT

09. CEO, COO, Chairman, President
 10. CFO, Controller, Treasurer
 11. Executive VP, Senior VP, VP, General Manager
 12. Director, Manager
 13. Other Corporate/Business Manager
 14. Consultant (Non-Technical)

IT STAFF

15. IT Staff (Including Software/Tech. Engineer)

OTHER

98. Other (Non-Manager) please specify:

- 4 What is the total number of employees at all locations in your entire organization including divisions, branches and subsidiaries?**

Consultants: Please answer for the number of employees of your largest client. (Check ONE only)

01. 20,000 or more
 02. 10,000 - 19,999
 03. 5,000 - 9,999
 04. 1,000 - 4,999
 05. 500 - 999
 06. 100 - 499
 07. 50 - 99
 08. Less than 50

- 5 What is your organization's total annual budget for information services, including computers and communications hardware, software, consulting and services?**

Consultants: Please include the budget for your clients as well as that of your own business. (Check ONE only)

01. \$1 billion or more
 02. \$500 to \$999.9 million
 03. \$100 to \$499.9 million
 04. \$50 to \$99.9 million
 05. \$10 to \$49.9 million
 06. \$1 to \$9.9 million
 07. \$500,000 to \$999,999
 08. \$250,000 to \$499,999
 09. \$100,000 to \$249,999
 10. Under \$100,000
 99. NONE of the above

ADDITIONAL QUESTIONS TO BE ANSWERED ON REVERSE SIDE. ▶

QUESTIONNAIRE USED BY PUBLICATION TO ELICIT DATA:

6 Send a Computerworld subscription application to your colleagues.*

| | | |
|------|-------|-------|
| NAME | TITLE | EMAIL |
| NAME | TITLE | EMAIL |
| NAME | TITLE | EMAIL |
| NAME | TITLE | EMAIL |
| NAME | TITLE | EMAIL |

* Please note these email addresses will only be used to send a subscription offer and will not be used for any other purpose.

Please notify me about Computerworld-produced conferences and regional seminars: (Check ALL that apply)

- 01. SNW - The World's Largest Expo for Storage Networking
- 02. Business Intelligence and Analytics Perspectives
- 03. OSBC - The Open Source Business Conference
- 04. Premier 100 IT Leaders Conference

Get more IT peer perspective online:

| | | |
|---|---|--|
| LINKEDIN GROUP: computerworld.com/linkedin | FACEBOOK: facebook.com/Computerworld | TWITTER: twitter.com/Computerworld |
|---|---|--|



E-MAIL PRIVACY SETTINGS

From time to time, we would like to send you special offers from qualified, relevant businesses and organizations via e-mail. Would you like to receive these messages?

- YES NO

< Fold and tape, do not staple >



NO POSTAGE
NECESSARY
IF MAILED
IN THE
UNITED STATES



BUSINESS REPLY MAIL
FIRST-CLASS MAIL PERMIT NO. 2370 NORTHBROOK IL

POSTAGE WILL BE PAID BY ADDRESSEE

COMPUTERWORLD
PO BOX 3500
NORTHBROOK IL 60065-9846



AVERAGE ANNUAL AUDITED QUALIFIED CIRCULATION AND CURRENT UNAUDITED CIRCULATION STATEMENTS

| 6-Month Period Ended: | Audited Data | Audited Data | Audited Data | Audited Data | Circulation Claim | Circulation Claim |
|--|----------------------|---------------------|----------------------|---------------------|-----------------------|----------------------|
| | July - December 2008 | January - June 2009 | July - December 2009 | January - June 2010 | July - December 2010* | January - June 2011* |
| Total Audit Average Qualified _____ | 165,050 | 165,050 | 165,050 | 165,050 | 165,050 | 165,050 |
| Qualified Non-Paid Total ____ | 165,050 | 162,800 | 148,550 | 148,550 | 148,550 | 148,550 |
| Print Version Only _____ | 165,050 | 162,800 | 148,550 | 148,550 | 148,550 | 148,550 |
| Digital Version Only _____ | - | - | - | - | - | - |
| Qualified Paid Total _____ | - | 2,250 | 16,500 | 16,500 | 16,500 | 16,500 |
| Print Version Only _____ | - | 2,250 | 16,500 | 16,500 | 16,500 | 16,500 |
| Digital Version Only _____ | - | - | - | - | - | - |
| Post Expire Copies included in Total Qualified Circulation _____ | **NC | **NC | **NC | **NC | **NC | **NC |
| Average Annual Order Price _____ | **NC | **NC | **NC | **NC | **NC | **NC |

***NOTE: July 2010 – June 2011 data is unaudited. With each successive period, new data will be added until six 6-month periods are displayed.**

**NC= None Claimed.

ADDITIONAL DATA**METHOD OF DISTRIBUTION:**

All qualified circulation conforms to the field served and definition of recipient's qualification, as reported. Print copies are distributed via postal services or other carriers. Recipients who request the digital version are notified via email when the version is available.

STATEMENT OF CONTENT PLATFORM:

Replica - Editorial and design are unchanged from the original print edition.

CHANGE IN FREQUENCY:

Effective with the January 10, 2011 issue, COMPUTERWORLD changed its frequency from 24 to 23 issues per year.

1. AVERAGE QUALIFIED CIRCULATION BREAKOUT FOR PERIOD - PRINT VERSION ONLY

| QUALIFIED CIRCULATION | Total Qualified | | Qualified Non-Paid | | Qualified Paid | |
|---------------------------------------|-----------------|--------------|--------------------|--------------|----------------|----------|
| | Copies | Percent | Copies | Percent | Copies | Percent |
| Individual _____ | 148,550 | 100.0 | 148,550 | 100.0 | - | - |
| Sponsored Individually Addressed ____ | - | - | - | - | - | - |
| Membership Benefit _____ | - | - | - | - | - | - |
| Multi-Copy Same Addressee _____ | - | - | - | - | - | - |
| Single Copy Sales _____ | - | - | - | - | - | - |
| TOTAL QUALIFIED CIRCULATION | 148,550 | 100.0 | 148,550 | 100.0 | - | - |

1. AVERAGE QUALIFIED CIRCULATION BREAKOUT FOR PERIOD - DIGITAL VERSION ONLY

| QUALIFIED CIRCULATION | Total Qualified | | Qualified Non-Paid | | Qualified Paid | |
|---------------------------------------|-----------------|--------------|--------------------|--------------|----------------|----------|
| | Copies | Percent | Copies | Percent | Copies | Percent |
| Individual _____ | 16,500 | 100.0 | 16,500 | 100.0 | - | - |
| Sponsored Individually Addressed ____ | - | - | - | - | - | - |
| Membership Benefit _____ | - | - | - | - | - | - |
| Multi-Copy Same Addressee _____ | - | - | - | - | - | - |
| Single Copy Sales _____ | - | - | - | - | - | - |
| TOTAL QUALIFIED CIRCULATION | 16,500 | 100.0 | 16,500 | 100.0 | - | - |

PUBLISHER'S AFFIDAVIT

We hereby make oath and say that all data set forth in this statement are true.

John Amato, Vice President, Publisher

Debbie Winders, Vice President Circulation

(At least one of the above signatures must be that of an officer of the publishing company or its authorized representative.)

IMPORTANT NOTE:

This unaudited circulation statement has been checked against the previous audit report. It will be included in the annual audit made by BPA Worldwide

Date signed July 7, 2011
 State Massachusetts
 County Middlesex
 Received by BPA Worldwide July 7, 2011
 Type PJ
 ID Number C423Y0J1